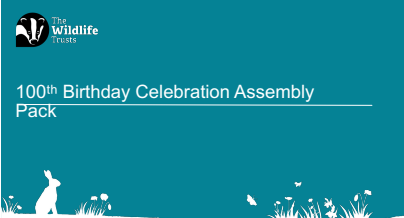
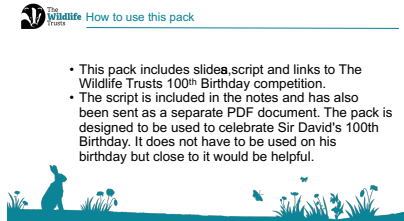

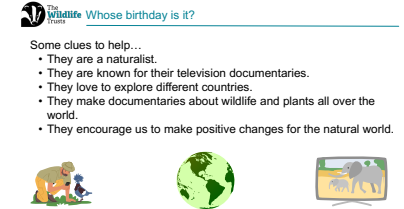


**Sir David Attenborough's 100<sup>th</sup> Birthday Assembly Script**

Script	Slide
<p><b>Slide one: Title Slide</b></p>	<p>Slide one:</p> 
<p><b>Slide two (instructional slide only)</b></p>	<p>Slide two:</p> 
<p><b>Slide three and four: Opening &amp; Introduction</b>  <b>[Show slide while pupils enter the hall. You may wish to play suitable welcome music.]</b>  <b>Script:</b> We are gathered here today to celebrate the 100th birthday of someone very special — not just to the UK, but to the whole world. I wonder who it might be? Take a quiet moment to think about whose 100th birthday has been celebrated recently.  <b>[Pause to allow pupils time to think.]</b>          Would anyone like to share who they think it might be?  <b>[Listen to pupils' suggestions but do not confirm any answers yet.]</b>          Those are some great ideas. Let's look at some clues to see if we're getting closer.</p>	<p>Slide three and four:</p> 
<p><b>Slide five: Guess Who? Clues</b>  <b>Script:</b> Clue number one — this person is a <i>naturalist</i>. Does anyone know what a naturalist is?  <b>[Take responses and confirm meaning.]</b>          Are we any closer to guessing who it might be?          Clue number two — they are famous for making television documentaries.          Can anyone tell me what a television documentary is?  <b>[Take responses.]</b>          So, we're thinking of someone who is a naturalist, makes TV documentaries, and is turning 100.          If you think you know, put your hand up — but don't say the name just yet!</p>	<p>Slide five:</p> 

Let's look at some more clues.  
 They love exploring different countries and make programmes about wildlife and plants all over the world.  
 And our final clue...  
 They encourage people to make positive changes to help the natural world.  
 Turn to the person next to you and quietly whisper who you think it might be.  
**[Allow brief discussion.]**  
 Let's find out if we were right.  
**[Optional drum roll by tapping hands on knees.]**

**Slide six: Reveal**  
**Script:** You guessed correctly — it is Sir David Attenborough, who turned 100 on Friday 8th May 2026. How many of you have watched a David Attenborough documentary before?  
 Let's watch a short clip now. You might recognise his voice, even if you don't recognise the programme.  
**[Play an age appropriate clip.]**

**Slide seven: What we will learn**  
**Script:** Today, we are learning about:




- The life and work of Sir David Attenborough
- Why his message about nature is so important
- The Wildlife Trusts Green Promise competition, created to celebrate his 100th birthday.

Our assembly also links to the values of wisdom, courage, and hope.  
**[Adapt values if needed.]**  
 Sir David was born 100 years ago.  
 Can anyone work out what his date of birth would be?  
**[Take responses.]**

**Slide eight: Early Life & Curiosity**  
**Script:**  
 Sir David Attenborough was born in Isleworth, London. His mother was Mary, his father was Frederick, and he had two brothers — Richard and John.  
 When David was five, his family moved to Leicester, where his father worked at the university. The family lived on the university campus.  
 As a young boy, David loved to explore. He often rode into the countryside, looking at plants, animals, and hunting for fossils. He even went pond dipping to find newts. The University of Leicester's zoology department once paid him three pence per newt!




Slide six:

**Sir David Attenborough**  
is 100!

Friday 8th May 2026.


Slide seven:




In our assembly today we are learning about:

- The life and work of Sir David Attenborough.
- Why his message is important.
- Green Promise competition to honour Sir David Attenborough's 100th Birthday.


This assembly links to the values of  
 Wisdom Courage Hope



Slide eight:



David Attenborough was born on the 8th May 1926 in London.  
 He grew up in Leicestershire, with his mother, father and two brother  
 David loved to explore the countryside on his bike.  
 Hunted for newts for the Zoology department at the University where his Dad worked.  
 He particularly liked to hunt for fossils.



Fossil hunting was another passion. He used a hammer to break open rocks and often found *ammonites*. Does anyone know what an ammonite is?


An ammonite is an extinct sea creature, and we find fossils of their shells today. David loved thinking that he might be the first person to see that creature in millions of years.

All of these adventures helped grow his curiosity about the natural world.



**Slide nine: Career & impact**  
**Script:**  
 Sir David’s career has lasted over **70 years**. He studied Natural Sciences at university and completed his national service in the Royal Navy. In the 1950s, he began working for the BBC, when television was only black and white. One of his first programmes was called *Zoo Quest*. Later, when television became colour, Sir David decided people should see animals in their natural habitats. That’s when he moved in front of the camera and began making wildlife documentaries.

He has now made over **100 documentaries**, showing people animals and places they could only dream of seeing — from whales and penguins to gorillas and sloths.

Through his work, millions of people have learned to love and care about nature.



Slide nine:

Sir David Attenborough’s career:

- Studied natural sciences at Cambridge University.
- Completed national service in the Royal Navy.
- Producer for the BBC.
- Began to make natural history programmes.
- Zoo Quest- this was the start of his natural history documentaries.
- Career has spanned 70 years as made over 100 documentaries (producer, presenter, writer, narrator) focused on natural history, wildlife and cultures of different countries.
- Written 29 books.
- Sir David Attenborough has connected millions of people to nature through their wildlife and places they may never expect to see.

**Slide ten: Growing concerns & hope**  
**Script:** Over time, Sir David noticed worrying changes in the world. Wild places were shrinking, animals were losing their homes, and pollution was causing the planet to warm. He realised that if humans didn’t change how we live, it would become harder for both people and animals to survive. But Sir David also believes there is *hope*. He believes we can change what happens next — if we act for nature.

Slide ten:




Over time, David noticed several things and became very concerned...

- The amount of wild space has become much less.
- More animals are in danger of extinction as their habitats are being taken over by humans.
- There is more carbon being released into the atmosphere through the way we live our lives.
- The earth is becoming warmer and heating up which is causing more extreme weather events and patterns.

David realised... "What's happens next... is up to us"

**Slide eleven: A Life on Our Planet**  
**Script:** Sir David made a film, and book called *A Life on Our Planet*. In it, he explains what changes we need to make so people and nature can live in balance.

**[Read selected quotes from the slide and discuss.]**

Sir David believes that by working together, we can heal our planet.

So... what can we do?

Slide eleven:




We must rewrite the world. If we act now, we can yet put it right.

If we have no fishing zones in the oceans, sea life will have time to recover and grow.

If we eat less meat, there will be more land for wild places."

We will have to use new ways to get the energy we need- from the sun, the wind and our powerful rivers and tides."

There is hope, that if we work together and act for nature, we can heal the planet.

We need our forests to clean the air and provide a home to more wild animals.

**Slide twelve: Green Promise Competition**  
**Script:** Hampshire & Isle of Wight Wildlife Trust has invited us to take part in their **Green Promise** competition to celebrate Sir David’s 100th birthday.

Slide twelve:

Who can tell me what a promise is?  
**[Take 1–2 responses.]**  
 A *Green Promise* is a promise to take positive action to help nature.  
 To enter, we need to create a plan explaining:

- What our promise is
- Why it is important
- How we will keep it.

Our promise must help nature, involve other people, and help us learn and care more about the natural world.



**Green Promise Competition**

Commit to positive, practical action for nature to celebrate Sir David's centenary

Create **short action plans** outlining your Green Promise. This should clearly explain:

- what the promise is,
- why it is important, and
- how you plan to deliver it.

Action plans need to ...


- Explain how nature is protected or helped
- Involve a community of people
- Help build a meaningful connection with nature.



Action plans need to be presented creatively they could be a short film/photo board, comicstrip, leaflet or similar.

**Slide thirteen: Judging**  
**Script:** Now that we know what a *Green Promise* is, let's talk about how your amazing ideas will be judged.  
 The people at **Hampshire & Isle of Wight Wildlife Trust** want to understand your promise really clearly, so they'll be looking for a few important things.  
 First, they want to see if your promise is *sustainable*.  
 That means asking: *Can this promise keep going for a long time?*  
 For example, is it something you can do again and again, not just once? A good green promise helps nature now and in the future.  
 Next, they want to know *why* you chose your conservation action. What made you pick this idea? Is it because you noticed something near your school or home that needs help?  
 Or maybe it's something you care about, like animals, plants, or habitats. There's no wrong answer – they just want to know what matters to you.  
 Another important thing they are looking for is teamwork.  
 Your green promise should encourage *groups of people to work together*. This could be people in your school – like your class, teachers, or school council – and also people outside of school, such as families, neighbours, or the local community.  
 Working together helps us make an even bigger difference for nature.  
 They also want to see how your promise helps people *learn about* and *care for* nature.  
 Does your idea teach others something new about wildlife, plants, or the environment? Does it help people understand why nature is important and how we can look after it? Learning is a big step towards caring.  
 Finally, they will be looking for *evidence that you have already started*. This means showing that you've begun your action plan and are keeping your green promise. You might have photos, posters, notes, videos, or drawings to show what you've done so

**Slide thirteen:**




**Entries will be judged on:**

- the sustainability of the promise (can it continue over time?),
- why you have chosen the particular conservation action,
- how it encourages groups of people to work together (both inside and outside of school) to help nature
- how helps people to learn about and care for nature

We will also be looking for evidence that you have begun to start your action plan and keep your green promise.

Entries need to be sent into xxx wildlife trust by 31st July 2026



far. Even small steps are important – what matters is that you’ve started.  
Remember, all entries need to be sent to **Hampshire & Isle of Wight Wildlife Trust** by the 31st of July 2026. That might feel like a long way away, but it’s a great idea to start as soon as you can.

**Slide fourteen: Prizes**  
**Script:** Now for the *exciting part...* let’s talk about what you could win! Everyone who takes part is helping nature, which is amazing all by itself. But there are also some *fantastic prizes* up for grabs!  
The first prize is £200 in Muddy Faces vouchers for the school. That’s a lot of vouchers we could use for outdoor equipment, nature tools, or fun learning resources.  
The second prize is £100 in Muddy Faces vouchers. That’s still a brilliant prize to help us keep exploring and enjoying the outdoors.  
And the third prize is £50 in Muddy Faces vouchers. A great reward for working hard and helping nature. But that’s not all! Winning entries from each Wildlife Trust will be put together into a *special short presentation*. And guess who will get to see it? That’s right — Sir David Attenborough himself!  
Your ideas, your promises, and your hard work could be shared with one of the most famous nature lovers in the world. So, remember — every promise you make, every action you take, and every idea you share really matters.  
You could win a prize, help nature, *and* inspire Sir David Attenborough!

Slide fourteen:



Prizes




1st Prize £200 Muddy Faces Vouchers  
2nd Prize £100 Muddy Faces Vouchers  
3rd Prize £50 Muddy Faces Vouchers

Winning entries from each Wildlife Trust will be compiled into a short presentation and shared with Sir David Attenborough.

**Slide fifteen: Example Action Plan**  
**Script:** This is an example of a green promise, which may help us think about our promise. Let’s read through the slide to see if it helps us think more about our promise. **[Read through the example on the slide.]**

Slide fifteen:




Example Green Promise:

Our green promise is to make our school hedgehog friendly. We know this is important as hedgehogs are now endangered and they need our help to protect their habitats.

The whole school are working together to help hedgehogs. Each class is taking a different action: Hazel class are leaving out water. Oak class are leaving out food. Elm class are completing litter picks. Sycamore class are checking the football nets each day. Ash class are building log piles marking out a long grass area.


Each class are making a leaflet or poster to share our actions with the village and encourage others to help.




We are sending xxx Wildlife Trust photographs of pupils making action for hedgehogs, copies of community leaflets, and a poster outlining the full action plan

**Slide sixteen: Ideas**  
**Script:** Now it is our turn to think about a green promise we can make. I am going to give you a little bit of thinking time and then we can collect some ideas. **[Allow children some time to think and then ask them to share their ideas. You can record initial ideas on the slide.]**  
**Script:** That’s a great start – well done. We will now need to work together in our classes/year groups **[adapt as appropriate]** to

Slide sixteen:



Can we think of some ideas for our Green Promise entry?



develop our action plans. I can't wait to see what you come up with.

**Slide seventeen: Final Reflection**

**Script:** We are now going to come together for a final reflection to finish our assembly. Close your eyes and have some thinking time about Sir David Attenborough's inspiring life and wisdom as well as what we could do for our green promise. **[Read through the reflection on the slide.]**

Slide seventeen:



**Reflection:**

Let us be grateful for the beauty and wonder of nature; all the wonderfully wild places, plants and animals.

Let us be more like Sir David Attenborough: use his wisdom as inspiration for making positive choices to protect nature and restore the wild.

Let us think wisely and creatively, to work together as a community, to make a thoughtful, inspired Green Promise.

Our Green Promise is your chance to help nature, work together, and make a real difference to the world.

